

SUN CNC 華勝自動化有限公司

<http://www.sun-cnc.com.tw>

email:sn@sun-cnc.com.tw



台中縣豐原市社皮路 271 巷 9 弄 55 號

TEL:04-25337731

FAX:04-25349224

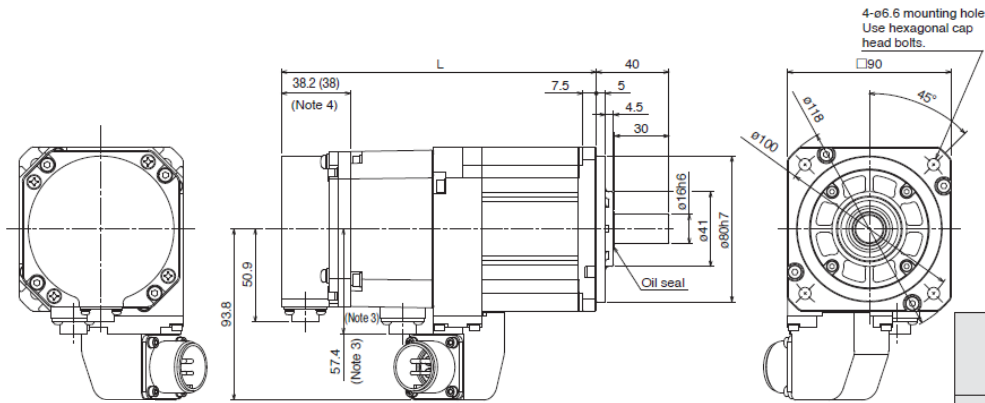
1000W

Rotary servo motor model		HG-JR	53(B)	73(B)	103(B)	153(B)	203(B)	353(B)	503(B)	703(B)	903(B)	
Compatible servo amplifier model		MR-J4- MR-J4W_	Refer to "Combinations of Rotary Servo Motor and Servo Amplifier" on pp. 2-4 and 2-5 in this catalog.									
Power supply capacity *1		[kVA]	1.0	1.3	1.7	2.5	3.5	5.5	7.5	10	13	
Continuous running duty	Rated output	[kW]	0.5	0.75	1.0	1.5	2.0	3.3 <3.5> (Note 4)	5.0	7.0	9.0	
	Rated torque (Note 3)	[N·m]	1.6	2.4	3.2	4.8	6.4	10.5 <11.1> (Note 4)	15.9	22.3	28.6	
Maximum torque		[N·m]	4.8 <6.4> (Note 5)	7.2 <9.6> (Note 5)	9.6 <12.7> (Note 5)	14.3 <19.1> (Note 5)	19.1 <25.5> (Note 5)	32.0 <44.6> (Note 5)	47.7 <63.7> (Note 5)	66.8 <78.0> (Note 5)	85.8	
Rated speed		[r/min]	3000									
Maximum speed		[r/min]	6000						5000			
Permissible instantaneous speed		[r/min]	6900						5750			
Power rate at continuous rated torque	Standard	[kW/s]	16.7	27.3	38.2	60.2	82.4	83.5	133	115	147	
	With electromagnetic brake	[kW/s]	12.5	22.0	32.2	53.1	74.8	71.6	119	93.9	125	
Rated current		[A]	3.0	5.6	5.6	11	11	17 <18> (Note 4)	27	34	41	
Maximum current		[A]	9.0 <12> (Note 5)	17 <23> (Note 5)	17 <23> (Note 5)	32 <43> (Note 5)	32 <43> (Note 5)	51 <71> (Note 5)	81 <108> (Note 5)	103 <134> (Note 5)	134	
Regenerative braking frequency *2	MR-J4-	[times/min]	67 <137> (Note 5)	98 <511> (Note 5)	76 <396> (Note 5)	271 <271> (Note 5)	206 <206> (Note 5)	73 <98> (Note 5)	68 <89> (Note 5, 9)	56 (Note 9)	204 (Note 5, 9)	
	MR-J4W_	[times/min]	328 <328> (Note 5)	237	186	-	-	-	-	-	-	
Moment of inertia J	Standard	[× 10 ⁴ kg·m ²]	1.52	2.09	2.65	3.79	4.92	13.2	19.0	43.3	55.8	
	With electromagnetic brake	[× 10 ⁴ kg·m ²]	2.02	2.59	3.15	4.29	5.42	15.4	21.2	52.9	65.4	
Recommended load to motor inertia ratio (Note 1)			10 times or less									
Speed/position detector			Absolute/incremental 22-bit encoder (resolution: 4194304 pulses/rev)									
Oil seal			Installed									
Thermistor			None									
Insulation class			155 (F)									
Structure			Totally enclosed, natural cooling (IP rating: IP67) (Note 2)									
Environment *3	Ambient temperature		Operation: 0 °C to 40 °C (non-freezing), storage: -15 °C to 70 °C (non-freezing)									
	Ambient humidity		Operation: 10 %RH to 80 %RH (non-condensing), storage: 10 %RH to 90 %RH (non-condensing)									
	Ambience		Indoors (no direct sunlight); no corrosive gas, inflammable gas, oil mist or dust									
	Altitude		2000 m or less above sea level (Note 7)									
Vibration resistance *4			X: 24.5 m/s ² Y: 24.5 m/s ²							X: 24.5 m/s ² Y: 29.4 m/s ²		
Vibration rank			V10 *6									
Compliance with global standards			Refer to "Compliance with Global Standards and Regulations" on p. 55 in this catalog.									
Permissible load for the shaft *5	L	[mm]	40	40	40	40	40	55	55	79	79	
	Radial	[N]	323	323	323	323	323	980	980	2450	2450	
	Thrust	[N]	284	284	284	284	284	490	490	980	980	
Mass	Standard	[kg]	3.0	3.7	4.5	5.9	7.5	13	18	29	36	
	With electromagnetic brake	[kg]	4.4	5.1	5.9	7.3	8.9	15	20	35	42	



HG-JR Series Dimensions (Note 1, 5)

- HG-JR53(B), HG-JR73(B), HG-JR103(B), HG-JR153(B), HG-JR203(B),
 HG-JR534(B), HG-JR734(B), HG-JR1034(B), HG-JR1534(B), HG-JR2034(B)

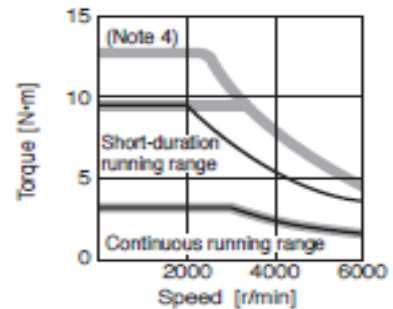


1000W 馬達

Model	Variable dimensions (Note 4)	
	L	KL
HG-JR53(B) HG-JR534(B)	127.5 (173)	76
HG-JR73(B) HG-JR734(B)	145.5 (191)	94
HG-JR103(B) HG-JR1034(B)	163.5 (209)	112
HG-JR153(B) HG-JR1534(B)	199.5 (245)	148
HG-JR203(B) HG-JR2034(B)	235.5 (281)	184

T-N 曲線

HG-JR103(B) (Note 1, 3, 5, 6, 7)



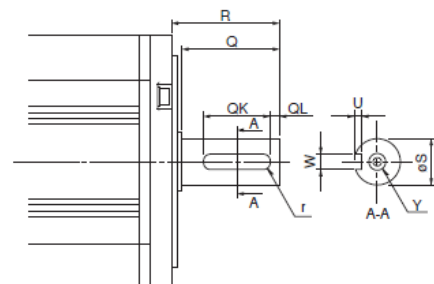
HG-JR 3000 r/min Series (200 V Class) Special Shaft End Specifications

Motors with the following specifications are also available.

Key shaft (without key) (Note 1, 2)

Model	Variable dimensions								
	S	R	Q	W	QK	QL	U	r	Y
HG-JR53(B)K, 73(B)K, 103(B)K, 153(B)K, 203(B)K	16h6	40	30	5 ⁰ _{-0.030}	25	2	3 ^{+0.1} ₀	2.5	M4 screw Depth: 15
HG-JR353(B)K, 503(B)K	28h6	55	50	8 ⁰ _{-0.036}	36	5	4 ^{+0.2} ₀	4	M8 screw Depth: 20
HG-JR703(B)K, 903(B)K	35 ^{+0.010} ₀	79	75	10 ⁰ _{-0.036}	55	5	5 ^{+0.2} ₀	5	

Notes: 1. Do not use servo motors with key shafts for applications that start/stop frequently because the key shaft may break and cause an accident.
 2. A key is not supplied with the servo motor. The key shall be installed by the user.



[Unit: mm]